



MEMORANDUM

To: Jerome MacNeil; Donnie Burke; Geoff Verner; Ellen Gushue; Barbara Mattie
From: Peter Weaver
Date: December 3, 2012
Subject: Odour Monitoring Daily Report; November 30, 2012

Weather Conditions	Mostly Cloudy
Precipitation	Snow
Wind Direction	West
Wind Speed	Moderate Wind (8 - 25 km/h)
Temperature	-6 °C - -5 °C

Four rounds of monitoring were conducted today with no quantifiable site-related odours greater than <2 detected.

Please find attached:

- Odour Monitoring Data Sheets for December 3, 2012
- Monitoring circuit map
- Monitoring circuit locations
- Odour descriptor wheel



ODOUR MONITORING DATA SHEET

DATE: November 30, 2012

TIME	LOCATION	60	30	15	7	4	2	<2	ND	DESCRIPTORS	COMMENTS
7:03	3								X		
7:13	6								X		
7:19	7								X		
7:24	8								X		
7:29	9								X		
7:34	10								X		
8:10	12								X		
8:15	17								X		
8:20	13								X		
8:25	14								X		
8:30	15								X		
8:35	16							X		722	Slight site odour
8:53	5								X		
8:59	1								X		
9:06	11								X		
9:11	2								X		
9:23	4								X		

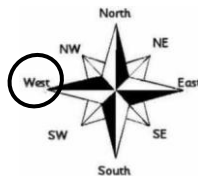
Weather Conditions

- Mostly Sunny
- Partly Cloudy
- Mostly Cloudy
- Overcast
- Hazy

Precipitation

- None
- Fog
- Rain
- Sleet
- Snow

Wind Direction (Blowing From)



Wind Speed

- Calm
- Light Breeze (1 – 8 km/h)
- Moderate Wind (8 – 25 km/h)
- Strong Winds (25 km/h or higher)

Temperature: ____-5____ °C

Relative Humidity: ____74____%

Barometric Pressure: ____101.21____ kpa

Notes:

Date Signed: November 30, 2012

Name: Denise Walker

Signature: Denise Walker



ODOUR MONITORING DATA SHEET

DATE: November 30, 2012

TIME	LOCATION	60	30	15	7	4	2	<2	ND	DESCRIPTORS	COMMENTS
9:49	3								X		
9:55	6								X		
10:00	7								X		
10:05	8								X		
10:10	9								X		
10:15	10							X		515	Not site related – other activity in the area
10:27	12								X		
10:34	17								X		
10:40	13								X		
10:45	14								X		
10:50	15								X		
10:56	16							X		722	Slight site odour
11:25	5								X		
11:34	1								X		
11:40	11								X		
11:45	2								X		
11:50	4								X		

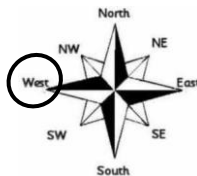
Weather Conditions

- Mostly Sunny
- Partly Cloudy
- Mostly Cloudy
- Overcast
- Hazy

Precipitation

- None
- Fog
- Rain
- Sleet
- Snow

Wind Direction (Blowing From)



Wind Speed

- Calm
- Light Breeze (1 – 8 km/h)
- Moderate Wind (8 – 25 km/h)
- Strong Winds (25 km/h or higher)

Temperature: ____ -6 ____ °C

Relative Humidity: ____ 60 ____ %

Barometric Pressure: ____ 101.36 ____ kpa

Notes:

Date Signed: November 30, 2012

Name: Denise Walker

Signature: Denise Walker



ODOUR MONITORING DATA SHEET

DATE: November 30, 2012

TIME	LOCATION	60	30	15	7	4	2	<2	ND	DESCRIPTORS	COMMENTS
12:35	3								X		
12:45	6								X		
12:51	7								X		
12:56	8								X		
1:02	9								X		
1:07	10							X		515	Not site related – other activity in the area
1:17	12								X		
1:24	17								X		
1:30	13								X		
1:35	14								X		
1:40	15								X		
1:45	16								X		
1:55	5								X		
2:11	1								X		
2:18	11								X		
2:25	2								X		
2:30	4								X		

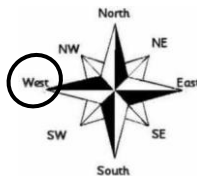
Weather Conditions

- Mostly Sunny
- Partly Cloudy
- Mostly Cloudy
- Overcast
- Hazy

Precipitation

- None
- Fog
- Rain
- Sleet
- Snow

Wind Direction (Blowing From)



Wind Speed

- Calm
- Light Breeze (1 – 8 km/h)
- Moderate Wind (8 – 25 km/h)
- Strong Winds (25 km/h or higher)

Temperature: ____ -6 ____ °C

Relative Humidity: ____ 84 ____ %

Barometric Pressure: ____ 101.42 ____ kpa

Notes:

Date Signed: November 30, 2012

Name: Denise Walker

Signature: Denise Walker



ODOUR MONITORING DATA SHEET

DATE: November 30, 2012

TIME	LOCATION	60	30	15	7	4	2	<2	ND	DESCRIPTORS	COMMENTS
2:55	3								X		
3:01	6								X		
3:06	7								X		
3:11	8								X		
3:16	9								X		
3:24	10								X		
3:39	12								X		
3:49	17								X		
3:55	13								X		
4:00	14								X		
4:05	15								X		
4:10	16								X		
4:20	5								X		
4:26	1								X		
4:33	11								X		
4:38	2								X		
4:43	4								X		

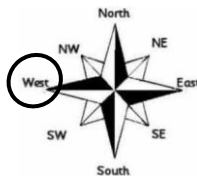
Weather Conditions

- Mostly Sunny
- Partly Cloudy
- Mostly Cloudy
- Overcast
- Hazy

Precipitation

- None
- Fog
- Rain
- Sleet
- Snow

Wind Direction (Blowing From)



Wind Speed

- Calm
- Light Breeze (1 – 8 km/h)
- Moderate Wind (8 – 25 km/h)
- Strong Winds (25 km/h or higher)

Temperature: ____ -6 ____ °C

Relative Humidity: ____ 88 ____ %

Barometric Pressure: ____ 101.66 ____ kpa

Notes:

Date Signed: November 30, 2012

Name: Denise Walker

Signature: Denise Walker

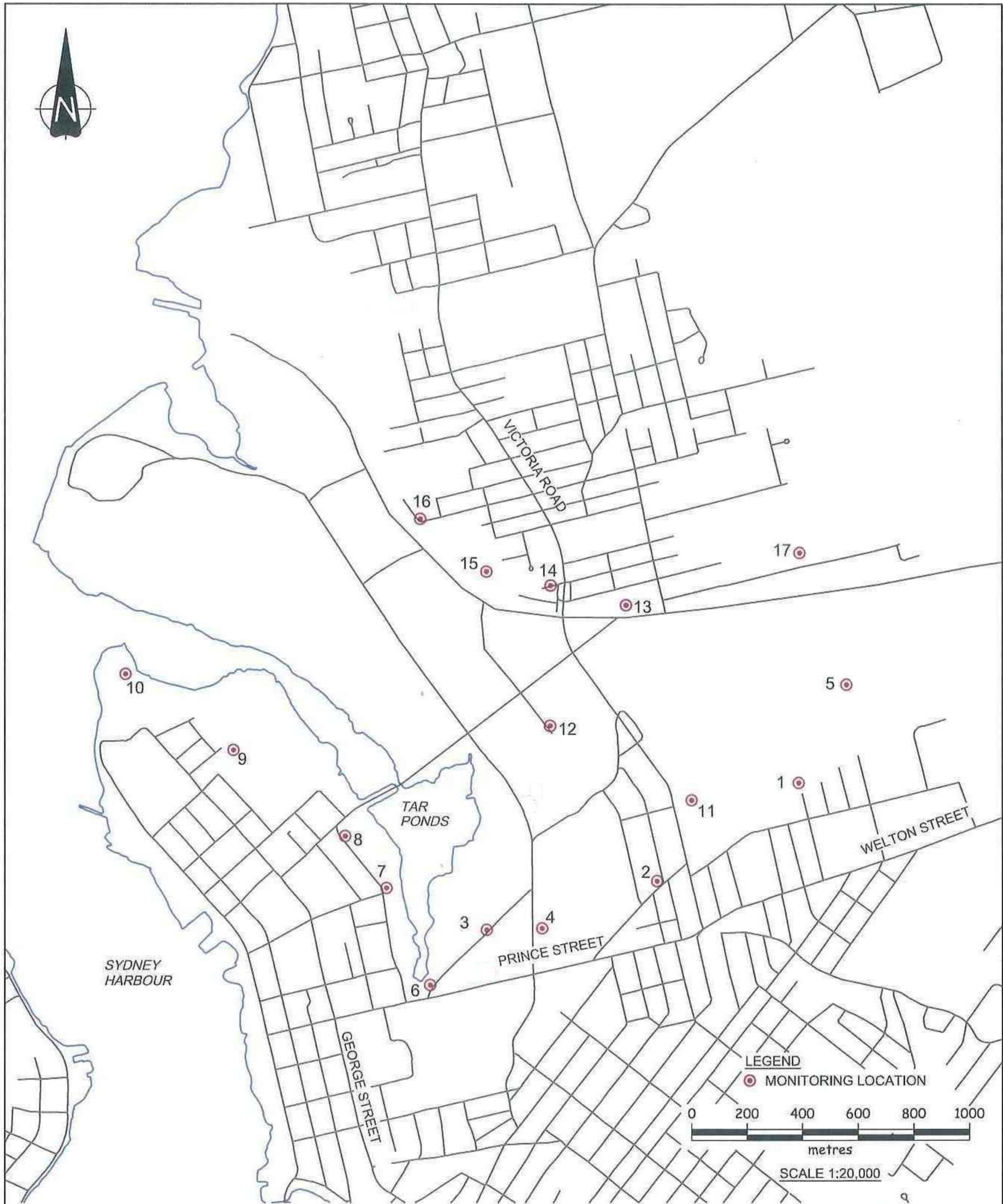


Figure 1

Community Odour Monitoring Circuit
 Sydney Tar Ponds and Coke Ovens Cleanup
Sydney, Nova Scotia



**Table 1 - Odour Monitoring Circuit
Air Monitoring Plan - Odour (AMPO)**

Location No.	Description	Latitude (Degrees (°) Minutes (') Seconds (")	Longitude (Degrees (°) Minutes (') Seconds (")
01	Forrest St.	N46° 8' 48.18"	W60° 10' 4.50"
02	FAST Furniture	N46° 8' 30.76"	W60° 10' 37.56"
03	Bus Station – Terminal Road	N46° 8' 28.30"	W60° 11' 7.55"
04	French School	N46° 8' 28.36"	W60° 10' 58.23"
05	Near Coke Oven Security Trailer	N46° 8' 55.56"	W60° 10' 7.74"
06	Fence Line – Prince and Terminal	N46° 8' 21.97"	W60° 11' 17.20"
07	Intercolonial Ambient Air Station (L5)	N46° 8' 33.36"	W60° 11' 24.30"
08	Corner of Intercolonial and Ferry Streets	N46° 8' 39.45"	W60° 11' 31.14"
09	DesBarres Street Ambient Air Station (L6)	N46° 8' 49.72"	W60° 11' 49.66"
10	Battery Point next to Fire Hydrant	N46° 8' 58.81"	W60° 12' 7.61"
11	Victoria Road Ambient Air Station (L1)	N46° 8' 42.97"	W60° 10' 32.62"
12	NS Lands Office Cul-de-sac	N46° 8' 51.94"	W60° 10' 56.32"
13	Currys Lane Ambient Air Station (L2)	N46° 9' 5.86"	W60° 10' 43.18"
14	Playground on Laurier Street Extension	N46° 9' 8.30"	W60° 10' 55.86"
15	200 m past Laurier Street Extension	N46° 9' 10.05"	W60° 11' 6.63"
16	Bottom of Henry Street	N46° 9' 16.30"	W60° 11' 17.60"
17	Fredrick St.	N46° 9' 10.26"	W60° 10' 12.12"

Odor Descriptors

