



## MEMORANDUM

**To:** Jerome MacNeil; Donnie Burke; Geoff Verner; Ellen Gushue; Peter Weaver; Barbara Mattie

**From:** Dawn MacNeil

**Date:** December 6, 2011

**Subject:** Odour Monitoring Daily Report; December 2, 2011

---

<b>Weather Conditions</b>	Mostly Sunny
<b>Precipitation</b>	None
<b>Wind Direction</b>	North/North West
<b>Wind Speed</b>	Moderate Wind/Strong (8 - 25 km/h)
<b>Temperature</b>	1 C - 3 C

Five and one half rounds of monitoring were conducted today with no quantifiable site-related odours greater than <2DT detected.

Please find attached:

- Odour Monitoring Data Sheets for December 2, 2011
- Monitoring circuit map
- Monitoring circuit locations
- Odour descriptor wheel



ODOUR MONITORING DATA SHEET

DATE: December 2, 2011

TIME	LOCATION	60	30	15	7	4	2	<2	ND	DESCRIPTORS	COMMENTS
7:00	1								X		
7:06	2								X		
7:12	3								X		
7:18	4								X		
7:24	5								X		
7:30	6								X		
7:36	7								X		
7:42	8								X		
7:48	9								X		
7:54	10								X		
8:00	11								X		
8:06	12								X		
8:12	13								X		
8:18	14								X		
8:24	15								X		
8:30	16								X		
8:36	17								X		

Weather Conditions

- Mostly Sunny
- Partly Cloudy
- Mostly Cloudy
- Overcast
- Hazy

Precipitation

- None
- Fog
- Rain
- Sleet
- Snow

Wind Direction (Blowing From)



Wind Speed

- Calm
- Light Breeze (1 – 8 km/h)
- Moderate Wind (8 – 25 km/h)
- Strong Winds (25 km/h or higher)

Temperature: 1 °C Relative Humidity: 75 %

Barometric Pressure: 102.75 kPa

Notes:

---

---

---

---

---

---

---

---

---

---

Date Signed: December 2, 2011

Name: Terry Hyisky

Signature: 



ODOUR MONITORING DATA SHEET

DATE: December 2, 2011

TIME	LOCATION	60	30	15	7	4	2	<2	ND	DESCRIPTORS	COMMENTS
9:00	1								X		
9:06	2								X		
9:12	3								X		
9:18	4								X		
9:24	5								X		
9:30	6								X		
9:36	7								X		
9:42	8								X		
9:48	9								X		
9:54	10								X		
10:00	11								X		
10:06	12								X		
10:12	13								X		
10:18	14								X		
10:24	15								X		
10:30	16								X		
10:36	17								X		

Weather Conditions

- Mostly Sunny
- Partly Cloudy
- Mostly Cloudy
- Overcast
- Hazy

Precipitation

- None
- Fog
- Rain
- Sleet
- Snow

Wind Direction (Blowing From)



Wind Speed

- Calm
- Light Breeze (1 – 8 km/h)
- Moderate Wind (8 – 25 km/h)
- Strong Winds (25 km/h or higher)

Temperature: 3 °C Relative Humidity: 65 %

Barometric Pressure: 102.33 kPa

Notes:

---

---

---

---

---

---

---

---

---

---

Date Signed: December 2, 2011

Name: Terry Hyisky

Signature: 



ODOUR MONITORING DATA SHEET

DATE: December 2, 2011

TIME	LOCATION	60	30	15	7	4	2	<2	ND	DESCRIPTORS	COMMENTS
11:00	1								X		
11:06	2								X		
11:12	3								X		
11:18	4								X		
11:24	5								X		
11:30	6								X		
11:36	7								X		
11:42	8								X		
11:48	9								X		
11:54	10							X		515	WWTP
12:00	11								X		
12:06	12								X		
12:12	13								X		
12:18	14								X		
12:24	15								X		
12:30	16								X		
12:36	17								X		

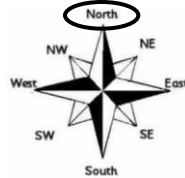
Weather Conditions

- Mostly Sunny
- Partly Cloudy
- Mostly Cloudy
- Overcast
- Hazy

Precipitation

- None
- Fog
- Rain
- Sleet
- Snow

Wind Direction (Blowing From)



Wind Speed

- Calm
- Light Breeze (1 – 8 km/h)
- Moderate Wind (8 – 25 km/h)
- Strong Winds (25 km/h or higher)

Temperature: 3 °C Relative Humidity: 65 %

Barometric Pressure: 102.45 kPa

Notes:

---

---

---

---

---

---

---

---

---

---

Date Signed: December 2, 2011

Name: Terry Hyisky

Signature: 



ODOUR MONITORING DATA SHEET

DATE: December 2, 2011

TIME	LOCATION	60	30	15	7	4	2	<2	ND	DESCRIPTORS	COMMENTS
1:00	1								X		
1:06	2								X		
1:12	3								X		
1:18	4								X		
1:24	5								X		
1:30	6								X		
1:36	7								X		
1:42	8								X		
1:48	9								X		
1:54	10							X		515	WWTP
2:00	11								X		
2:06	12								X		
2:12	13								X		
2:18	14								X		
2:24	15								X		
2:30	16								X		
2:36	17								X		

Weather Conditions

- Mostly Sunny
- Partly Cloudy
- Mostly Cloudy
- Overcast
- Hazy

Precipitation

- None
- Fog
- Rain
- Sleet
- Snow

Wind Direction (Blowing From)



Wind Speed

- Calm
- Light Breeze (1 – 8 km/h)
- Moderate Wind (8 – 25 km/h)
- Strong Winds (25 km/h or higher)

Temperature: 3 °C Relative Humidity: 65 %

Barometric Pressure: 102.45 kPa

Notes:

---

---

---

---

---

---

---

---

Date Signed: December 2, 2011

Name: Terry Hyisky

Signature: 



ODOUR MONITORING DATA SHEET

DATE: December 2, 2011

TIME	LOCATION	60	30	15	7	4	2	<2	ND	DESCRIPTORS	COMMENTS
3:00	1								X		
3:06	2								X		
3:12	3								X		
3:18	4								X		
3:24	5								X		
3:30	6								X		
3:36	7								X		
3:42	8								X		
3:48	9								X		
3:54	10								X		
4:00	11								X		
4:06	12								X		
4:12	13								X		
4:18	14								X		
4:24	15								X		
4:30	16								X		
4:36	17								X		

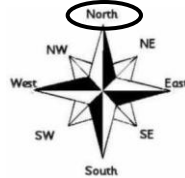
Weather Conditions

- Mostly Sunny
- Partly Cloudy
- Mostly Cloudy
- Overcast
- Hazy

Precipitation

- None
- Fog
- Rain
- Sleet
- Snow

Wind Direction (Blowing From)



Wind Speed

- Calm
- Light Breeze (1 – 8 km/h)
- Moderate Wind (8 – 25 km/h)
- Strong Winds (25 km/h or higher)

Temperature: 2 °C Relative Humidity: 64 %

Barometric Pressure: 102.57 kPa

Notes:

---

---

---

---

---

---

---

---

---

---

Date Signed: December 2, 2011

Name: Terry Hyisky

Signature: 



ODOUR MONITORING DATA SHEET

DATE: December 2, 2011

TIME	LOCATION	60	30	15	7	4	2	<2	ND	DESCRIPTORS	COMMENTS
5:00	1								X		
5:06	2								X		
5:12	3								X		
5:18	4								X		
5:24	5								X		
5:30	6								X		

Weather Conditions

- Mostly Sunny
- Partly Cloudy
- Mostly Cloudy
- Overcast
- Hazy

Precipitation

- None
- Fog
- Rain
- Sleet
- Snow

Wind Direction (Blowing From)



Wind Speed

- Calm
- Light Breeze (1 – 8 km/h)
- Moderate Wind (8 – 25 km/h)
- Strong Winds (25 km/h or higher)

Temperature: 0 °C Relative Humidity: 74 %

Barometric Pressure: 102.64 kPa

Notes:

---

---

---

---

---

---

---

---

---

---

Date Signed: December 2, 2011

Name: Terry Hyisky

Signature: 



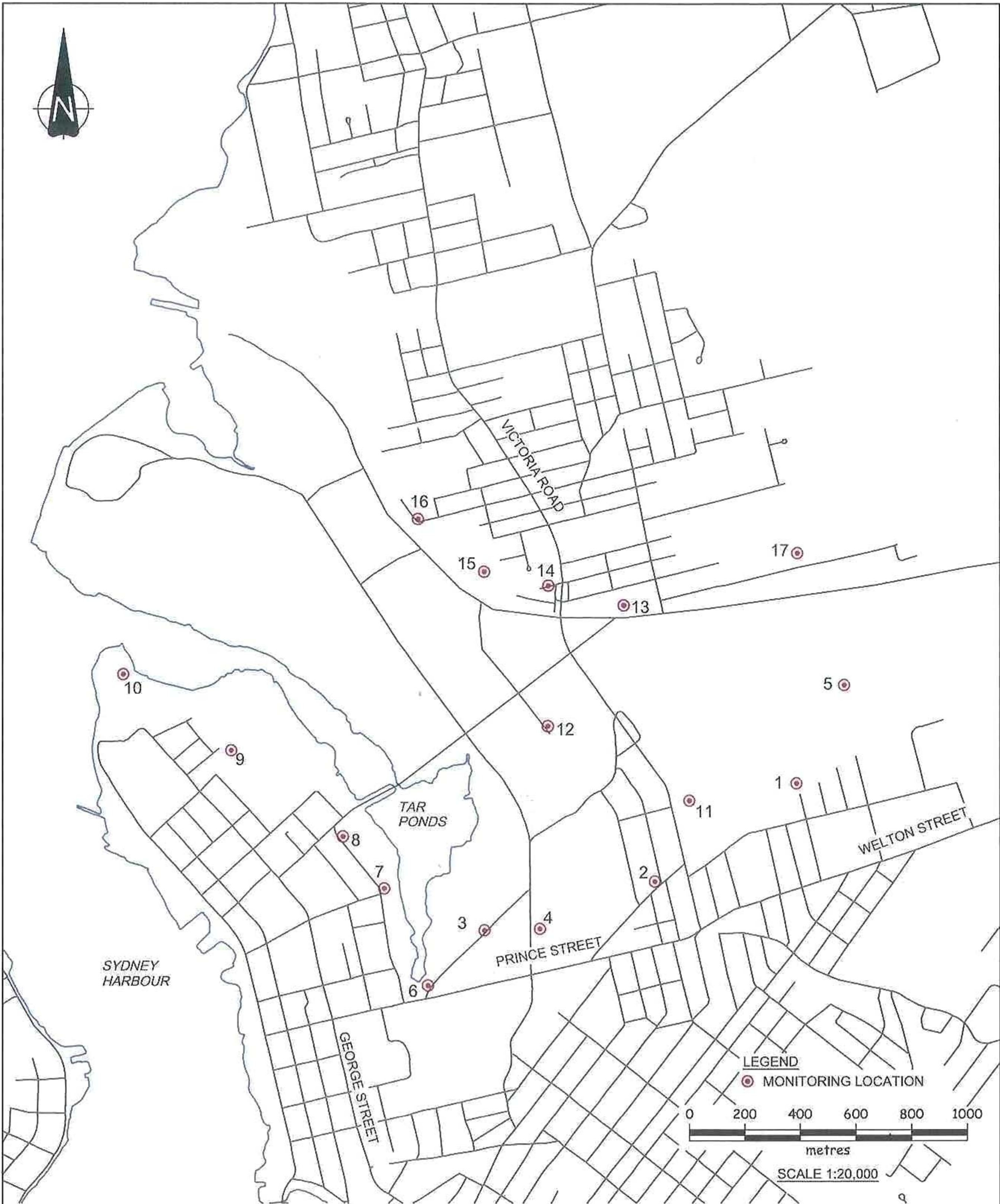


Figure 1

Community Odour Monitoring Circuit  
 Sydney Tar Ponds and Coke Ovens Cleanup  
 Sydney, Nova Scotia





**Table 1 - Odour Monitoring Circuit**  
**Air Monitoring Plan - Odour (AMPO)**

<b>Location No.</b>	<b>Description</b>	<b>Latitude (Degrees (°) Minutes (') Seconds (")</b>	<b>Longitude (Degrees (°) Minutes (') Seconds (")</b>
01	Forrest St.	N46° 8' 48.18"	W60° 10' 4.50"
02	FAST Furniture	N46° 8' 30.76"	W60° 10' 37.56"
03	Bus Station – Terminal Road	N46° 8' 28.30"	W60° 11' 7.55"
04	French School	N46° 8' 28.36"	W60° 10' 58.23"
05	Near Coke Oven Security Trailer	N46° 8' 55.56"	W60° 10' 7.74"
06	Fence Line – Prince and Terminal	N46° 8' 21.97"	W60° 11' 17.20"
07	Intercolonial Ambient Air Station (L5)	N46° 8' 33.36"	W60° 11' 24.30"
08	Corner of Intercolonial and Ferry Streets	N46° 8' 39.45"	W60° 11' 31.14"
09	DesBarres Street Ambient Air Station (L6)	N46° 8' 49.72"	W60° 11' 49.66"
10	Battery Point next to Fire Hydrant	N46° 8' 58.81"	W60° 12' 7.61"
11	Victoria Road Ambient Air Station (L1)	N46° 8' 42.97"	W60° 10' 32.62"
12	NS Lands Office Cul-de-sac	N46° 8' 51.94"	W60° 10' 56.32"
13	Currys Lane Ambient Air Station (L2)	N46° 9' 5.86"	W60° 10' 43.18"
14	Playground on Laurier Street Extension	N46° 9' 8.30"	W60° 10' 55.86"
15	200 m past Laurier Street Extension	N46° 9' 10.05"	W60° 11' 6.63"
16	Bottom of Henry Street	N46° 9' 16.30"	W60° 11' 17.60"
17	Fredrick St.	N46° 9' 10.26"	W60° 10' 12.12"

# Odor Descriptors

